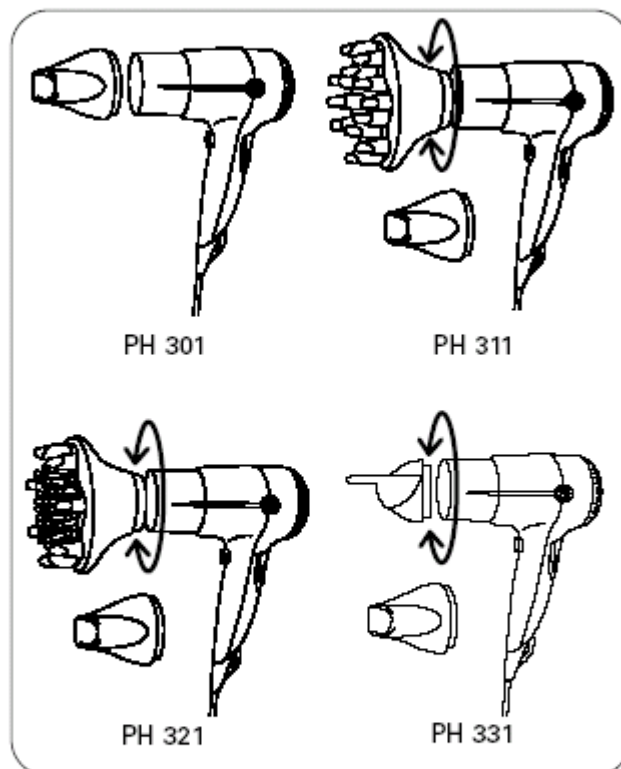



Rowenta

HAIR PROTECT





Please read the safety instructions before use



SAFETY

- Ensure that the voltage of your electrical installation corresponds to that of your appliance. Incorrect connection may cause irreversible damage which will not be covered by the guarantee.
- Don't use your appliance and contact a service Centre if :
 - your appliance is dropped
 - if it doesn't work normally
- Never use it with wet hands or near water (bath, sink, etc.).
- To ensure additional protection, we recommend that you have a differential residual circuit breaker installed, with an operating differential of no more than 30 mA. Contact your installer for advice.
- If the power cable is damaged, it must be replaced by the manufacturer, its after-sales service or a person with similar qualifications to avoid any danger.
- Your appliance can only be repaired using special tools
- The appliance is equipped with a safety cut-out switch. In the event of overheating, the appliance stops automatically. In this case, unplug it and wait for approximately 20 minutes.
- The appliance must be unplugged :
 - before cleaning
 - in case of any operating problems
 - as soon as you have finished using it
 - if you have to leave it unattended, even for a few moments.



GUARANTEE

This appliance has been designed for a domestic use only. It can not be used in any professional application. The guarantee becomes null and void in case of incorrect use.

PROTECTION OF THE ENVIRONMENT

At the end of the life of your product, it should go to a specially-adapted waste recycling centre



WIRING INSTRUCTIONS - FOR U.K. ONLY. SAFETY NOTES - FOR REWIREABLE OR MOULDED PLUG

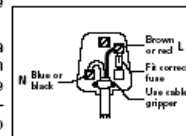
The mains lead of this appliance may be already fitted with a BS 1363 13 A plug. Should the fuse need to be replaced, a 13 A ASTA approved BS 1362 fuse must be used.

If your socket outlet is not suitable for the plug, then the plug must be removed (cut off if it is a moulded on plug) and an appropriate one fitted. Warning : dispose of a plug that has been cut from the power supply cord, as such a plug is hazardous if inserted in a live 13 A socket outlet elsewhere in the house.

Always replace the fuse cover after fitting a fuse. The plug must NOT be used if the cover is omitted or lost until a replacement is obtained - make certain that only the correct fuse cover is used and fitted.

For plugs with a detachable fuse cover the replacement must be the same as the colour insert in the base of the plug, or as directly by the embossed wording on the base of the plug.

If the detachable fuse cover is lost, a replacement may be purchased from an approved Rowenta Service Centre (see enclosed Service Information leaflet). Information for supply may also be obtained from the plug manufacturer.



U.K ONLY - FITTING A PLUG

Important : the wires in this lead are coloured in accordance with the following codes Blue, Neutral, Brown, live. Please read the instructions given below before connecting the cord to a plug. If in doubt, please consult a qualified electrician.

As the colours of the wires in the mains lead of this appliance may not correspond with the coloured markings identifying the terminals in your plug, proceed as follows :

- the wire which is coloured BLUE must be connected to the terminal which is marked with the letter " N " or coloured BLACK.
- the wire which is coloured BROWN must be connected to the terminal which is marked with the letter " L " or coloured RED.

Neither core is to be connected to the earth terminal of a three-pin plug.

This appliance requires a 13 fuse ASTA approved to BS 1362.